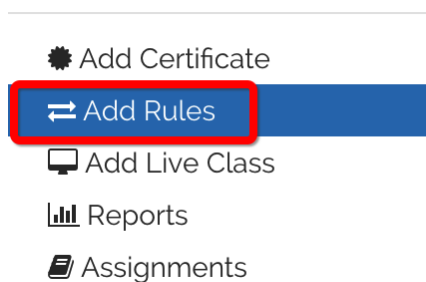


Setting up course and lecture completion rules

Code		Author	BrainCert
Created Date	2017-05-08 18:31:02	Last Update	2017-05-08 18:31:23
Rating	☆☆☆☆☆	Votes	15

Course rules are used to enforce how the student navigate through the lectures and download course completion certificates.

To setup, click on the course options icon and select "Add Rules".



In the 'Rules' page, you have options to setup traversal, course and test completion rules.

Traversal rules

✓ None
Lectures must all be seen and completed sequentially

Course completion rule (%)

All lectures must be completed to download certificate

Test completion rule (%)

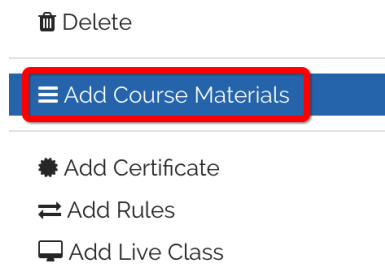
User must pass all tests to download certificate

- **Traversal rules** - The default is 'None'. Change this to "Lectures must all be seen and completed sequentially" to force user to complete the lecture before moving on to the next in a sequence. Students cannot jump to a different chapter or lecture if traversal is enforced.
- **Course completion rule (%)** - You have options to allow user to complete 100% of all lectures or at least 50 or 75% of lectures to download certificate.
- **Test completion rule (%)** - You have options to allow user to pass 100% of all the tests in the course or at least 50 or 75% of the tests to download certificate.

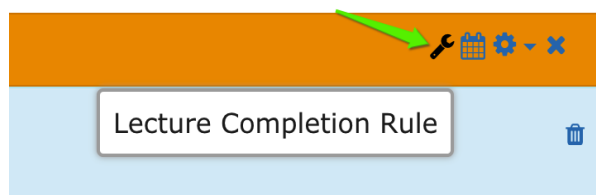
Check this [KB note](#) to understand how to create and deliver course completion certificate.

Lecture completion rule

You can setup completion rule individually to each lecture. To do that, go to 'Course materials' view under course options.



Click on the 'wrench' icon in the lecture bar to open the lecture completion rule popup.



The default option is "Mark as learned" checkbox. Students mark each lecture as completed to move on to the next lecture.

Lecture Completion Rule

How to complete this lecture?

- "Mark as learned" checkbox
-
- After a specific time period spent on this lecture page

You can enable the following option to force students to pass all the tests or a specific test to mark the lecture as completed.

How to complete this lecture?

- "Mark as learned" checkbox
-
- After a specific time period spent on this lecture page

Finally, you can setup time limit to force the student to spend specific time period on this lecture page. Lecture will be marked as completed after this time period in seconds.

"Mark as learned" checkbox

Pass specific test in this lecture ↕

IQ Test ↕

After a specific time period spent on this lecture page

Time Limit: seconds