

# How to create and assign 'Terms and Conditions' and 'Privacy Policy' pages to the footer

<b>Code</b>		<b>Author</b>	BrainCert
<b>Created Date</b>	2018-06-13 21:39:59	<b>Last Update</b>	2018-06-13 21:39:59
<b>Rating</b>	☆☆☆☆☆	<b>Votes</b>	11

Now, you can create pages in LMS that can be linked to the login page footer. This is useful for creating custom pages such as 'Terms and Conditions' and 'Privacy policy' to meet [GDPR](#) (General Data Protection Regulation) requirements.

To create a new page, go to 'Account & Settings' and 'Pages' left navigation link.

The screenshot shows the LMS interface. On the left, the 'Account & Settings' menu is expanded, with 'Pages' highlighted by a red arrow. The main content area shows the 'Pages' management screen. At the top right of this screen, there is a green '+ Add New' button, which is also pointed to by a red arrow. Below this button is a search filter box and a table with columns for 'Title', 'Author', and 'Date Added'. The table is currently empty, and a message at the bottom of the table area reads 'Showing 0 to 0 of 0 entries'.

Enter a 'Title' and add your content. Click 'Save' button to save the page. You can edit or delete your page anytime.

**⚙ Add New Page**

Add New Page

---

**Title**

Privacy Policy

<> ¶ B I S

[This Privacy Policy governs the manner in which BrainCert, Inc. ("BrainCert", "w collected from users (each, a "User"), including personal data, provided to us th applications ("Apps"), and the services available through our Site and Mobile Ap available through them are the "Services"). It also describes the choices that yo This privacy policy applies to the Site and all products and services offered by B




## Adding a page to the footer

Click 'Account & Settings' and 'Login page settings' in the left navigation.



Select the page you want to assign to the footer and the page the position by simply selecting the dropdown option. Click 'Save' to apply changes.


**Footer settings**

**Footer background color**      **Footer text color**      **Footer text hover color**

**Add Page**

Privacy Policy	Center		<b>Add new</b>
Terms and Conditions	Center		

**Save** 

**Note:**

You can add as many pages to your site as you wish, however, keep in mind that sites with a large amount of pages may take longer to load.